

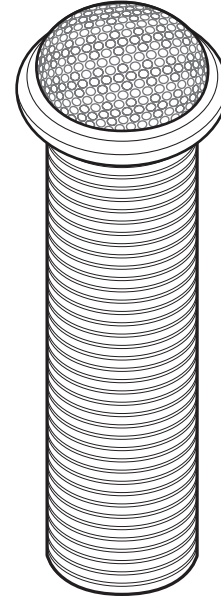
MX395 Low Profile Boundary Microphones

Overview

The Microflex Low Profile Boundary microphone is an ideal table microphone when minimal presence is of high priority. Perfect for meeting rooms, these microphones deliver exceptional sound pickup while barely being noticed. Choose from a selection of colors and pickup patterns for customized table and ceiling installations.

Specifications (subject to change)

Type	Condenser (electret bias)
Frequency Response	50–17000 Hz
Polar Pattern (at 1 kHz)	MX395/O: Omnidirectional MX395/C: Cardioid MX395/BI: Bidirectional
Output Impedance	EIA Rated at 150 Ω (170 Ω actual)
Output Configuration	Active Balanced
Sensitivity (at 1 kHz, open circuit voltage) 1 Pascal=94 dB SPL	Cardioid: -35 dBV/Pa (18 mV) Omnidirectional: -28 dBV/Pa (42 mV) Bidirectional: -37 dBV/Pa (14 mV)
Maximum SPL (1 kHz at 1% THD, 1 k Ω load)	Cardioid: 121 dB Omnidirectional: 114 dB Bidirectional: 123 dB
Equivalent Output Noise (A-weighted)	Cardioid: 28 dB SPL Omnidirectional: 21 dB SPL Bidirectional: 29 dB
Signal-to-Noise Ratio (referenced at 94 dB SPL at 1 kHz)	Cardioid: 66 dB Omnidirectional: 75 dB Bidirectional: 65 dB
Dynamic Range (1 k Ω load at 1 kHz)	Cardioid: 93 dB Omnidirectional: 93 dB Bidirectional: 94 dB
Common Mode Rejection	45 dB minimum (10 Hz to 100 kHz)
Preamplifier Output Clipping Level	-8 dBV (0.4 V) (1% THD)
Polarity	3-Pin XLR: Positive sound pressure on diaphragm produces positive voltage on pin 2 relative to pin 3 of output XLR connector. 5-Pin XLR: Positive sound pressure on diaphragm produces positive voltage on pin 4 relative to pin 2 of output XLR connector.
Weight	Net: .136 kg (.30 lb) Packaged: 0.374 kg (0.825 lbs)
Logic Connections	LED IN: Active low ($\leq 1.0V$), TTL compatible. Absolute maximum voltage: -0.7V to 50V.
Environmental Conditions	Operating Temperature: -18–57 °C (0–135 °F) Storage Temperature: -29–74 °C (-20–165 °F) Relative Humidity: 0–95%
Power Requirements	MX395: 11–52 Vdc phantom, 2.0 mA MX395-LED: 48–52 Vdc phantom, 8.0 mA



MX395
Low Profile
Boundary Mic
Diam. x H: 1 1/4" (32 mm) x 4" (102 mm)

Available Models

The polar pattern of the cartridge is indicated by the model number suffix: C = Cardioid, O = Omnidirectional, BI = Bidirectional

MX395B/C, MX395B/BI, MX395B/O	Black, 3-pin XLR
MX395AL/C, MX395AL/BI, MX395AL/O	Aluminum, 3-pin XLR
MX395W/O	White, 3-pin XLR
MX395B/C-LED, MX395B/BI-LED, MX395B/O-LED	Black, 5-pin XLR, logic-controlled muting functions, Bi-color Status Indicator Ring

SHURE[®]
LEGENDARY
PERFORMANCE™

MX395 Low Profile Boundary Microphones

Furnished Accessories

65A2166	Rubber isolation Rings
30A1438	Fastening Hex Nut
95A1118 (LED Models only)	5-Pin XLR-Female Connector
65A2190	Wing Nut

Architectural Specifications

MX395AL/C – The microphone shall be a surface mounted, aluminum, electret condenser microphone with a cardioid polar pattern. The visible diameter and height of the microphone above the mounting surface shall be 1 ¼" (32mm) and 5/8" (24 mm). The microphone shall be resistant to RF interference from portable mobile and handheld devices. The frequency response range shall be 50 Hz to 17kHz and the sensitivity 18 mV/Pa.

MX395B/C – The microphone shall be a surface mounted, black, electret condenser microphone with a cardioid polar pattern. The visible diameter and height of the microphone above the mounting surface shall be 1 ¼" (32mm) and 5/8" (24 mm). The microphone shall be resistant to RF interference from portable mobile and handheld devices. The frequency response range shall be 50 Hz to 17kHz and the sensitivity 18 mV/Pa.

MX395B/C-LED – The microphone shall be a surface mounted, black, electret condenser microphone with a cardioid polar pattern. The microphone shall include a logic controlled, bi-colored status indicator ring. The visible diameter and height of the microphone above the mounting surface shall be 1 ¼" (32mm) and 5/8" (24 mm). The microphone shall be resistant to RF interference from portable mobile and handheld devices. The frequency response range shall be 50 Hz to 17kHz and the sensitivity 18 mV/Pa.

MX395AL/O - The microphone shall be a surface mounted, aluminum, electret condenser microphone with an omni polar pattern. The visible diameter and height of the microphone above the mounting surface shall be 1 ¼" (32mm) and 5/8" (24 mm). The microphone shall be resistant to RF interference from portable mobile and handheld devices. The frequency response range shall be 50 Hz to 17kHz and the sensitivity 42 mV/Pa.

MX395B/O - The microphone shall be a surface mounted, black, electret condenser microphone with an omni polar pattern. The visible diameter and height of the microphone above the mounting surface shall be 1 ¼" (32mm) and 5/8" (24 mm). The microphone shall be resistant to RF interference from portable mobile and handheld devices. The frequency response range shall be 50 Hz to 17kHz and the sensitivity 42 mV/Pa.

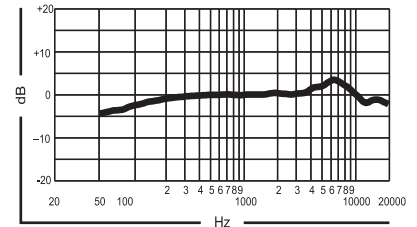
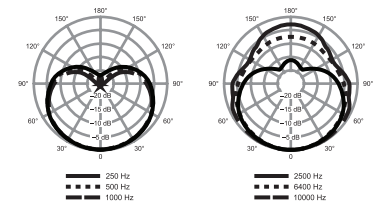
MX395B/O-LED – The microphone shall be a surface mounted, aluminum, electret condenser microphone with an omni polar pattern. The microphone shall include a logic controlled, bi-colored status indicator ring. The visible diameter and height of the microphone above the mounting surface shall be 1 ¼" (32mm) and 5/8" (24 mm). The microphone shall be resistant to RF interference from portable mobile and handheld devices. The frequency response range shall be 50 Hz to 17kHz and the sensitivity 42 mV/Pa.

MX395W/O - The microphone shall be a surface mounted, white, electret condenser microphone with an omni polar pattern. The visible diameter and height of the microphone above the mounting surface shall be 1 ¼" (32mm) and 5/8" (24 mm). The microphone shall be resistant to RF interference from portable mobile and handheld devices. The frequency response range shall be 50 Hz to 17kHz and the sensitivity 42 mV/Pa.

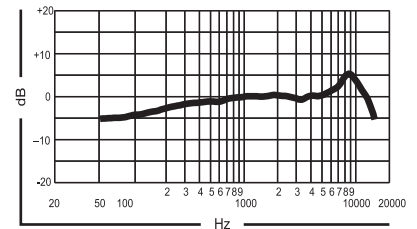
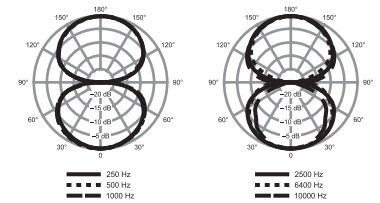
MX395AL/BI – The microphone shall be a surface mounted, aluminum, electret condenser microphone with a bi-directional polar pattern. The visible diameter and height of the microphone above the mounting surface shall be 1 ¼" (32mm) and 5/8" (24 mm). The microphone shall be resistant to RF interference from portable mobile and handheld devices. The frequency response range shall be 50 Hz to 17kHz and the sensitivity 14 mV/Pa.

MX395B/BI – The microphone shall be a surface mounted, black, electret condenser microphone with a bi-directional polar pattern. The visible diameter and height of the microphone above the mounting surface shall be 1 ¼" (32mm) and 5/8" (24 mm). The microphone shall be resistant to RF interference from portable mobile and handheld devices. The frequency response range shall be 50 Hz to 17kHz and the sensitivity 14 mV/Pa.

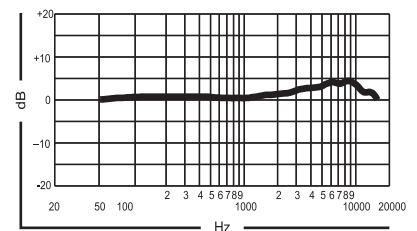
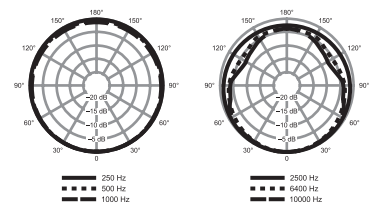
MX395B/BI-LED – The microphone shall be a surface mounted, black, electret condenser microphone with a bi-directional polar pattern. The microphone shall include a logic controlled, bi-colored status indicator ring. The visible diameter and height of the microphone above the mounting surface shall be 1 ¼" (32mm) and 5/8" (24 mm). The microphone shall be resistant to RF interference from portable mobile and handheld devices. The frequency response range shall be 50 Hz to 17kHz and the sensitivity 14 mV/Pa.



Cardioid



Bidirectional



Omnidirectional

SHURE[®]
LEGENDARY
PERFORMANCE™

United States:
Shure Incorporated
5800 West Touhy Avenue
Niles, IL 60714-4608 USA

Phone: 847-600-2000
Fax: 847-600-1212
Email: info@shure.com

Europe, Middle East, Africa:
Shure Europe GmbH
Wannenackerstr. 28,
74078 Heilbronn, Germany

Phone: 49-7131-72140
Fax: 49-7131-721414
Email: info@shure.de

Asia, Pacific:
Shure Asia Limited
3/F, Citicorp Centre
18 Whitfield Road
Causeway Bay, Hong Kong

Phone: 852-2893-4290
Fax: 852-2893-4055
Email: info@shure.com.hk

**Canada, Latin America,
Caribbean:**
Shure Incorporated
5800 West Touhy Avenue
Niles, IL 60714-4608 USA

Phone: 847-600-2000
Fax: 847-600-6446
Email: international@shure.com